

# **First NZ Properties Limited**

## **Fairness Opinion**

### **In Respect of the Unsolicited Offer from CNP Holdings Limited**

***November 2021***

## Index

Section	Page
1. Introduction .....	1
2. Evaluation of the Fairness and Merits of the CNP Offer .....	5
3. Profile of First NZ .....	10
4. Valuation of First NZ .....	21
5. Sources of Information, Reliance on Information, Disclaimer and Indemnity .....	33
6. Qualifications and Expertise, Independence, Declarations and Consents .....	35

## Appendix

I. Comparable Companies Trading Multiples .....	36
---	----

## 1. Introduction

### 1.1 First NZ Properties Limited

First NZ Properties Limited (**First NZ** or the **Company**) is a widely-held unlisted property investment company which owns a commercial property in Christchurch and one in Palmerston North.

First NZ is managed by FSS Management Limited (**FSS** or the **Manager**) in accordance with a management agreement dated 1 January 2021 (the **Management Agreement**). FSS is owned by First NZ (45%), Superstore Properties Limited (41%) and Springs Road Property Limited (14%).

Up until 31 December 2020, First NZ was managed by Investment Services Limited (**ISL**).

First NZ currently has 4,065,452 ordinary shares on issue held by 346 shareholders.

The Company's shares are not quoted on any stock exchange but are able to be traded on the Syndex online trading platform.

A profile of First NZ is set out in section 3.

### 1.2 CNP Holdings Limited Offer

CNP Holdings Limited (**CNP**) wrote to the Company's shareholders on 14 October 2021, attaching an unsolicited offer to acquire 200,000 shares in First NZ, representing 4.92% of the Company's shares on issue, with the discretion to accept oversubscriptions of up to a further 750,000 shares (18.45%) totalling 950,000 shares (23.37% of the Company's shares on issue) (the **CNP Offer**).

The key terms of the CNP Offer are:

- an offer price of \$4.50 cash per share, less all gross distributions / dividends (but excluding imputation credits) per share paid or declared by First NZ between 5 October 2021 and the payment date (which will be no later than 24 December 2021) (the **Offer Price**)
- the offer closes on 15 November 2021
- the offer is conditional on the following conditions:
  - no changes to First NZ's shares (such as reclassifications, subdivision, consolidation, buyback or alteration to the rights attached to the shares)
  - the First NZ business is carried on in the normal and ordinary course
  - none of First NZ's assets are disposed of
  - no asset of First NZ is materially destroyed or damaged
  - there is no alteration to First NZ's constitution
  - no liquidator, receiver, receiver and manager, administrator (voluntary or otherwise), statutory manager or similar official is appointed in respect of First NZ or any of its assets

- no resolution is passed for any amalgamation or liquidation of First NZ and First NZ is not involved in any merger, share buyback or scheme of arrangement
- there being no event, change, circumstance or condition that has occurred on or after 14 October 2021 that has had, or could reasonably be expected to have, in the opinion of CNP, a material adverse effect on First NZ. This would include any independent report received by First NZ on the cost of the seismic works at the Company's 15 Sheffield Street, Christchurch property concluding that the cost of the seismic works required to increase the new building standard (**NBS**) to 67% or greater is materially higher than the current estimate of \$2.08 million
- no proceedings being notified, threatened or commenced against First NZ after 14 October 2021
- no First NZ assets are subject to any option, forfeiture or termination, transfer, any right of pre-emption or any other right that could be adverse to First NZ or CNP in the event of an increase in CNP's shareholding in First NZ
- no event of default, potential event of default, repayment event, prepayment event or event of review (however described) under any agreement or instrument to which First NZ is subject occurring, or will occur, as a consequence of an increase in CNP's shareholding in First NZ
- there is no order issued by any New Zealand court, regulator or other legal restraint or prohibition making implementation of the offer void, unenforceable or illegal
- the S&P / NZX 50 Index does not close below 12,500 on any day between 14 October 2021 and 15 November 2021
- the S&P / NZX All Real Estate Index does not close below 1,850 on any day between 14 October 2021 and 15 November 2021 (the **Real Estate Index Condition**)
- the CNP Offer Price will be paid no later than 24 December 2021 (the **Payment Date**).

The First NZ board of directors (the **Board**) resolved on 26 October 2021 to pay a fully imputed gross dividend of \$0.12 per share. The net dividend of \$0.08 per share will be paid on 9 November 2021 in cash to all holders of shares who were registered as shareholders as at 5pm on 26 October 2021.

Under the terms of the CNP Offer, the Offer Price will be reduced by the amount of any gross distribution / dividend (but excluding imputation credits) either paid or declared by the Company between 5 October 2021 and the Payment Date.

Accordingly, the Offer Price will be adjusted to \$4.42 per share (the **Adjusted Offer Price**), being the Offer Price of \$4.50 per share less the net dividend amount of \$0.08 per share.

### 1.3 CNP Holdings Limited

CNP is wholly owned by Paget Capital Management Limited (**PCML**). CNP's sole director is Craig Priscott.

PCML is owned by interests associated with Mr Priscott. PCML's sole director is Mr Priscott.

## 1.4 Purpose of the Report

The provisions of the Takeovers Code (the **Code**) do not apply to First NZ as its revenue is less than \$15 million and its assets are less than \$30 million and therefore the Company is not deemed to be a code company.

John Murray, the Company's independent director (the **Independent Director**), has engaged Simmons Corporate Finance to prepare a Fairness Opinion on the CNP Offer.

The Independent Director has requested that the Fairness Opinion evaluate the CNP Offer in the same manner as an Independent Adviser's Report prepared under the provisions of the Code.

Simmons Corporate Finance issues this Fairness Opinion to the Independent Director to assist the Company's shareholders in forming their own opinion on whether or not to accept the CNP Offer. We note that each shareholder's circumstances and objectives are unique. Accordingly, it is not possible to report on the fairness and merits of the CNP Offer in relation to each shareholder. This report on the fairness and merits of the CNP Offer is therefore necessarily general in nature.

The Fairness Opinion is not to be used for any other purpose without our prior written consent.

## 1.5 Summary of Opinion

The CNP Offer is an unsolicited partial takeover offer for between 4.92% and 23.37% of the Company's shares at \$4.42 cash per share (after deducting the 9 November 2021 \$0.08 net dividend).

The CNP Offer provides a liquidity event for shareholders where they will receive \$4.42 cash for each share that is accepted into the offer.

Factors that shareholders should consider when deciding whether to accept the CNP Offer include:

- the CNP Offer is an offer for 4.92% of the shares in First NZ (with the discretion for CNP to accept up to 23.37% of the shares) and therefore does not necessarily provide an opportunity for a complete exit (although shareholders with small parcels of shares may possibly be able to have all of their shares accepted into the offer)
- we assess the full underlying value of First NZ's shares to be in the range of \$5.92 to \$6.49 per share on an ex-dividend (**ex-div**) basis as at the present date. The assessed value range excludes the fully imputed gross dividend of \$0.12 per share declared by the Board on 26 October 2021 and payable on 9 November 2021
- the Adjusted Offer Price of \$4.42 per share is 25% to 32% below our assessed valuation range
- minority interests in a company generally trade at a discount to the pro rata value of the company as a whole. Discounts in the range of 10% to 40% are often applied to minority interests to reflect the lack of control that minority parcels of shares are able to exert of a company's affairs

- a shareholding of (up to) 23.37% would represent a significant minority interest in the Company. Accordingly, if a minority discount were to be applied to our valuation range of \$5.92 to \$6.49 per share (ex-div), the discount would be at the lower end of the observed discount range of 10% to 40%
- the Adjusted Offer Price of \$4.42 per share represents a premium of 12% over the \$3.95 price at which the Company's shares last traded on 9 September 2021. However, trading in the Company's shares is extremely thin and therefore the recent share transactions do not necessarily represent a strong indication of the fair market value of First NZ's shares
- the CNP Offer is subject to a number of conditions. However, in our view the conditions do not provide a significant impediment to the likelihood of the offer being declared unconditional
- if the CNP Offer is successful, CNP would control (at most) 23.37% of the Company's shares. This would potentially allow it to block special resolutions but it would not be able to determine the full composition of the Board. Accordingly, CNP would not be in a position to exert significant control and influence over the affairs of First NZ
- the likelihood of an alternative takeover offer is uncertain.

The main advantage for shareholders of accepting the CNP Offer is that they will be able to realise cash of \$4.42 for each of their shares accepted into the offer. This represents an exit opportunity for shareholders which is not readily available anywhere else as the Company's shares are not quoted on any stock exchange and trading on the Syndex online trading platform is extremely thin.

The main disadvantage of accepting the CNP Offer is that shareholders will not participate in any potential appreciation in the value of the Company's shares as a result of increases in the value of the Company's property portfolio. As previously stated, we assess the full underlying value of First NZ's shares to be in the range of \$5.92 to \$6.49 per share (ex-div) as at the present date. Shareholders should however take into consideration that the Company's shares are illiquid and therefore there may be difficulties in monetising any increase in the value of First NZ through the sale of their shares.

## 2. Evaluation of the Fairness and Merits of the CNP Offer

### 2.1 Basis of Evaluation

We have prepared our Fairness Opinion as if the CNP Offer was made under the Code.

The Code requires an evaluation of the *merits* of a transaction.

There is no legal definition of the term *merits* in New Zealand in either the Code or in any statute dealing with securities or commercial law.

In the absence of an explicit definition of *merits*, guidance can be taken from:

- the Takeovers Panel *Guidance Note on Independent Advisers* dated 11 March 2021
- definitions designed to address similar issues within New Zealand regulations which are relevant to the proposed transaction
- overseas precedents
- the ordinary meaning of the term *merits*.

We are of the view that an assessment of the merits of the CNP Offer should focus on:

- the rationale for the CNP Offer
- the assessed value of First NZ's shares and the value of the consideration to be received by shareholders
- the implications of the conditions attached to the CNP Offer
- the likelihood of alternative offers or alternative transactions
- the advantages and disadvantages for shareholders of accepting the CNP Offer
- the implications for shareholders of not accepting the CNP Offer.

Our opinion should be considered as a whole. Selecting portions of the evaluation without considering all the factors and analyses together could create a misleading view of the process underlying the opinion.

### 2.2 Rationale for the CNP Offer

CNP has not set out the rationale for the CNP Offer in the offer document nor has it articulated its rationale in detail to the Board.

We note that CNP is not obligated to state its rationale for the CNP Offer.

It is possible that CNP may see incremental value in First NZ that is not reflected in the Company's financial statements and / or in the prices that the Company's shares have traded at.

It is also possible that CNP may feel that with a significant minority shareholding of up to 23.37% it may be able to influence the Board to enhance the value of First NZ by managing and operating the Company differently and / or by restructuring the Company's capital base.

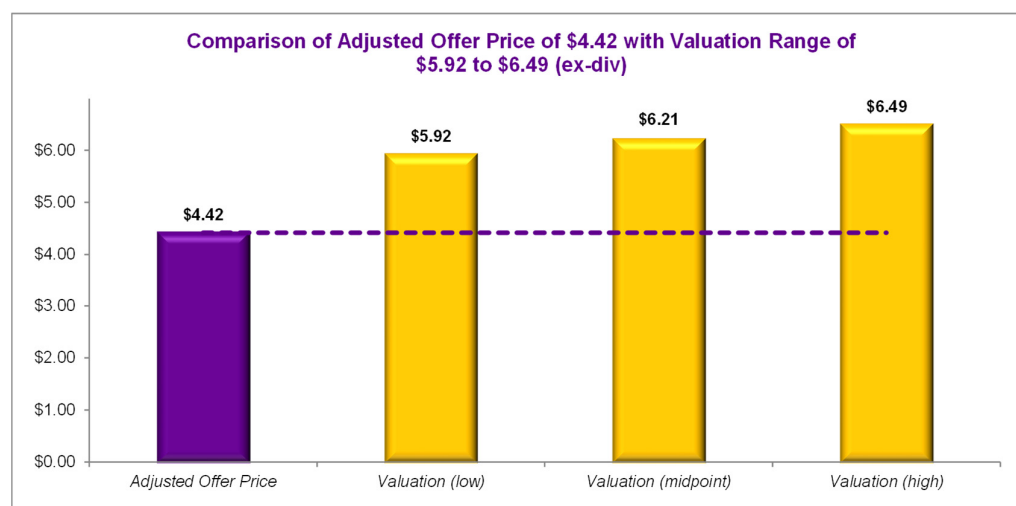
## 2.3 Value of First NZ's Shares Compared with the Adjusted Offer Price of \$4.42

In our opinion, the full underlying value of First NZ is in the range of \$5.92 to \$6.49 per share on an ex-div basis as at the present date, as set out in section 4.

The assessed value range excludes the fully imputed gross dividend of \$0.12 per share declared by the Board on 26 October 2021. The net dividend of \$0.08 per share is payable in cash on 9 November 2021 to all shareholders who held shares in the Company at 5pm on 26 October 2021.

This value is for 100% of First NZ based on its current strategic and operational initiatives and therefore reflects the value of control. However, it excludes the value of any synergies that an acquirer may derive from acquiring full control of First NZ.

The Adjusted Offer Price of \$4.42 cash per share is below our assessed valuation range.



The CNP Offer is a partial offer for up to 23.37% of the shares in the Company. If the CNP Offer is successful, CNP will hold a significant minority interest in First NZ.

Shareholdings representing a minority interest in a company generally trade a discount to the pro rata value of the company as a whole, recognising the lack of control that minority parcels are able to exert over the company's affairs. Share prices observed on stock market represent prices for minority interests.

Discounts in the range of 10% to 40% are often applied to minority interests to reflect this lack of control. The amount of the discount applied is dependent upon the size of the parcel of shares being valued and other factors influencing control.

The Adjusted Offer Price of \$4.42 equates to a discount of 25% to 32% off our assessed valuation range of \$5.92 to \$6.49 (ex-div) for 100% of First NZ's shares.



## **2.4 First NZ's Share Price Compared with the Adjusted Offer Price of \$4.42**

The Company's shares last traded on Syndex on 9 September 2021 when 15,375 shares traded at \$3.95.

The Adjusted Offer Price of \$4.42 per share represents a premium of 12% over \$3.95 and the Offer Price of \$4.50 per share represents a premium of 14%.

We note that trading in the Company's shares is extremely thin. Trading on Syndex only commenced on 12 July 2021. Prior to that, the former manager of the Company facilitated share trading between shareholders.

In our view, the illiquid nature of the shares means that the observed trading share prices are unlikely to be a totally reliable indicator of the fair market value of First NZ's shares.

## **2.5 Potential Synergies are Negligible**

In our view, the financial synergies that would be available to CNP arising from the acquisition of up to 23.37% of First NZ would be negligible. A maximum shareholding of 23.37% would not enable CNP to singlehandedly exercise any significant level of control and influence over the affairs of First NZ.

Following the completion of the CNP Offer, there would unlikely be any significant reduction in the level of administration costs and there is no indication on the part of CNP that it would seek to have the Board terminate the Management Agreement and replace FSS as Manager.

## **2.6 Conditions of the CNP Offer**

All of the conditions of the CNP Offer are protective conditions for CNP's benefit.

CNP can waive any of the conditions at its discretion. CNP has notified First NZ that it has waived the Real Estate Index Condition.

Conditions of this nature are common in change of control transactions such as takeover offers. While the CNP Offer protective conditions are extensive, we do not consider any of these other conditions represent a major impediment to the CNP Offer being implemented.

## **2.7 Potential Outcomes**

CNP is seeking to acquire 200,000 shares (4.92%) with the discretion to accept oversubscriptions of up to a further 750,000 shares (18.45%), totalling 950,000 shares (23.37%).

The CNP Offer may result in CNP controlling (at most) 23.37% of the Company's shares. At the maximum shareholding level of 23.37%, CNP will not be able to singlehandedly:

- block or pass ordinary resolutions (which require the approval of more than 50% of the votes cast by shareholders)
- block or pass special resolutions (which require the approval of 75% of the votes cast by shareholders).

While technically a 23.37% shareholding will not enable CNP to singlehandedly block special resolutions, in reality it probably will because a number of shareholders in widely-held companies (such as First NZ) tend not to vote on resolutions and hence the relative weight of each shareholding increases.

The Company's constitution stipulates that a person may be appointed or removed as a director at any time by ordinary resolution. CNP's maximum potential shareholding of 23.37% will not enable it to singlehandedly appoint or remove a director.

## **2.8 Likelihood of Alternative Takeover Offers is Unknown**

We are advised by the Independent Director that as at the date of this report, he is not aware of any definitive alternative takeover offer or alternative transaction impacting the control of the Company.

However, there is nothing to preclude another entity making a takeover offer for First NZ in competition with the CNP Offer.

For the sake of completeness, we note that if an alternative takeover offer was made, then those shareholders who had already accepted the CNP Offer would not be able to accept those shares into the alternative takeover offer until the CNP Offer lapsed.

## **2.9 Likelihood of CNP Increasing the Offer Price is Unknown**

We are not aware of any intention on CNP's part to increase its offer price. However, CNP justified the \$4.50 Offer Price based on recent share trades on Syndex and the Company's asset values as at 31 March 2021. First NZ has commissioned up to date valuations of its property portfolio in light of the CNP Offer and the revised valuations are \$3.08 million higher than as at 31 March 2021. The updated valuations are discussed in section 4.5.

## **2.10 Advantages of Accepting the CNP Offer**

The CNP Offer provides an opportunity for shareholders to realise cash of \$4.42 per share for some of their shares or possibly all of their shares.

The CNP Offer is for 200,000 shares. If CNP receives total acceptances in excess of 200,00 shares, it may accept oversubscriptions at its sole discretion up to a further 750,000 shares. If there are oversubscriptions, CNP will deal with all acceptances at its sole discretion.

The Company's constitution allows the Board to refuse to register transfers which would see a shareholder left with less than 3,000 shares. Therefore shareholders wishing to accept the CNP Offer should:

- accept all of their shares into the offer if they own less than 3,000 shares or wish to sell all of their shares, or
- accept such number of their shares into the offer so as to ensure that they still hold at least 3,000 shares following the completion of the offer.

## **2.11 Disadvantages of Accepting the CNP Offer**

By accepting the CNP Offer, shareholders will either cease to hold an interest in First NZ or hold a smaller shareholding in First NZ (depending on the number of their shares accepted into the offer) and therefore forgo the possibility that the value of the Company's property portfolio may increase in time and may be reflected in an increase in First NZ's share price.

However, shareholders should bear in mind that the First NZ shares are illiquid and therefore even if the value of the Company increases, this may not be fully reflected in any share price that a seller may be able to negotiate with a purchaser – if indeed a purchaser exists.

## **2.12 Implications of Not Accepting the CNP Offer**

If the CNP Offer is declared unconditional, then those shareholders who do not accept the CNP Offer will continue as shareholders in First NZ with CNP as a significant minority shareholder holding up to 23.37% of the Company's shares.

CNP may decide to make one or more further takeover offers for additional shares in the Company at a later date. We are not aware of any intention on CNP's part at this point in time to make such an offer. However, if such a takeover offer did occur, it is possible that the offer could be at a price that is lower or higher than the Adjusted Offer Price.

## **2.13 Acceptance or Rejection of the CNP Offer**

Acceptance or rejection of the CNP Offer is a matter for individual shareholders based on their own views as to value and future market conditions, risk profile, liquidity preference, tax position and other factors. In particular, taxation consequences may vary across shareholders. Shareholders will need to consider these consequences and consult their own professional adviser if appropriate.

### 3. Profile of First NZ

#### 3.1 Background and History

The Company was incorporated on 23 August 1995 as Foodstore Properties Limited by Farmers Mutual Group.

The Company changed its name to First NZ Properties Limited on 3 November 2004.

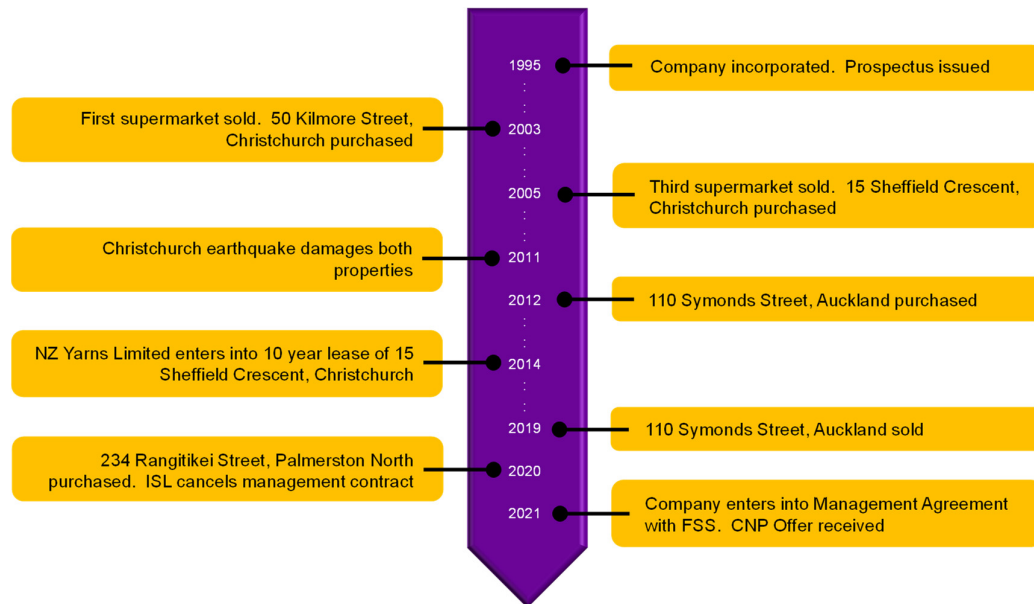
The Company issued a prospectus on 5 October 1995, seeking to raise \$6 million through the issue of shares. The capital was used to part fund the acquisition of 3 Foodtown supermarket properties located at Blockhouse Bay, Te Atatu and Birkenhead in Auckland.

The 3 supermarket properties were sold between 2003 and 2005. A high-rise office building at 50 Kilmore Street, Christchurch was purchased in 2003 followed by a property at 15 Sheffield Crescent, Christchurch in 2005.

The Christchurch earthquake caused damage to both buildings and the 50 Kilmore Street, Christchurch property had an insurance payout on it which led to the purchase of 110 Symonds Street, Auckland in 2012.

110 Symonds Street, Auckland was sold in 2019 and 234 Rangitikea Street, Palmerston North was purchased in 2020.

Key events in the Company's history are set out below.



## 3.2 Property Portfolio

First NZ's property portfolio consists of 2 commercial properties located in Christchurch and Palmerston North.

15 Sheffield Crescent, Christchurch	
Address	15 Sheffield Crescent Burnside Christchurch 8053
Tenant	NZ Yarns Limited
Property overview	<p>The property comprises a large industrial manufacturing building complex situated in a progressive niche industrial district of Christchurch located 7.4 km north west of the central business district (CBD).</p> <p>The building was originally constructed in various stages from 1975 with major extensions completed during the early 1980s.</p> <p>The large manufacturing complex provides a range of factory and warehouse accommodation which is specialised in some areas and incorporates offices and amenities, together with expansive grounds and extensive car parking and yard areas.</p> <p>The property provides 14,285 m<sup>2</sup> of lettable accommodation and is situated on a 2.9937 hectare site.</p>
Tenancy details	
- Commencement date	21 November 2014
- Lease term	10 years
- Rights of renewal	4 x 3 years
- Contract base rent	\$1,051,279
- Outgoing recovery	\$214,279
Valuation (26 Oct 2021)	\$9,660,000

Seismic repairs are required for the property and the building is uninsurable in the meantime. Urgent work to remedy critical structural weaknesses as outlined in the *Detailed Seismic Assessment* report prepared by Lewis & Barrow Limited dated 26 June 2020 has been completed. Completion of this work brings the seismic capacity above the previous 20% NBS, but not up to 34% NBS. Further strengthening work is required to bring the building up from 34% NBS to 67% NBS. The estimated cost to achieve 67% NBS is in the vicinity of \$2.08 million.

234 Rangitikei Street, Palmerston North	
Address	234 Rangitikei Street Palmerston North
Tenant	Harvey Norman, Uncle Bills (Price Busters), Bed Bath and Beyond
Property overview	<p>The property comprises a modern large format retail development situated on the northern fringe of the Palmerston North CBD.</p> <p>The property comprises 2 separate buildings. The northern building is entirely occupied by Harvey Norman and has frontage to Rangitikei Street. The southern building has been partitioned into 3 shops occupied by Bed Bath and Beyond (which has been subleased to Postie Plus) and Uncle Bills. The buildings are separated by a central car park and circulation area.</p> <p>The property provides 4,083 m<sup>2</sup> of lettable accommodation and is situated on a 8,094 m<sup>2</sup> site.</p>
Tenancy details	
- Commencement date	26 October 2016 / 1 April 2021 / 1 February 2020
- Lease term	5 years / 6 years / 6.8 years
- Rights of renewal	1 x 5 years / 1 x 6 years / 2 x 5 years
- Contract base rent	\$856,724
- Outgoing recovery	\$150,692
Valuation (13 Oct 2021)	\$14,750,000

The Company's properties are valued by CVAS Limited (**Colliers**) for each annual balance date. First NZ commissioned Colliers to assess the current market value of the 2 properties given the CNP Offer (the **Colliers October Valuations**).

### 3.3 Directors

The directors of First NZ are:

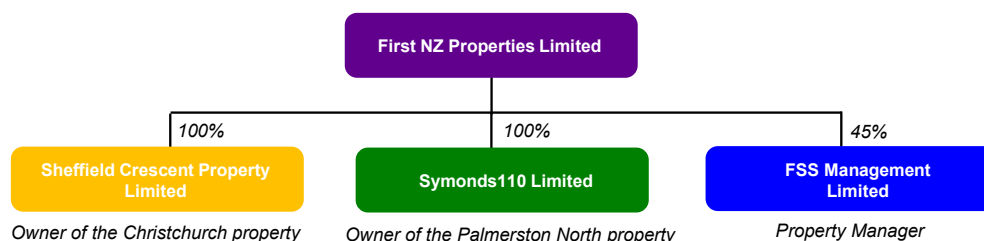
- John Murray, independent chair (appointed 28 September 2020)
- Damien Prendergast (appointed 7 May 2020, reappointed 28 September 2020).

5 directors have recently resigned from the Board:

- Craig Dennis (appointed 7 May 2020, resigned 28 September 2020)
- David Penrose (appointed 5 May 2020, resigned 28 September 2020)
- Michael Millar (appointed 23 August 1995, resigned 12 May 2020)
- Paul Mephan (appointed 13 February 2018, resigned 21 April 2020)
- Gillian Bishop (appointed 14 April 2020, resigned 7 May 2020).

### 3.4 Group Structure

First NZ's group structure is set out below.



### 3.5 Management Agreement

First NZ has no employees. All of its management and day to day operational activities are outsourced to FSS under the Management Agreement.

FSS has 3 part time employees:

- Paul Rosanowski, project manager
- Richard Eberlein, property manager
- Kathryn Brownlie, administration manager.

The key terms of the Management Agreement are:

- the agreement can be terminated by either party by giving at least 90 days written notice
- FSS will provide First NZ with the following non-financial services:
  - carry out the day to day management and administration of the Company
  - arrange for the issue of share certificates, management of the share register and payment of distributions in respect of First NZ's shares
  - arrange for the operation of a secondary market for First NZ's shares

- procure the filing of all returns for the Company with the IRD and the Companies Office
- arrange for the preparation and audit of First NZ's financial statements
- instruct such accountants, auditors, solicitors, valuers and other consultants or advisers as deemed necessary
- FSS will provide First NZ with the following financial services:
  - arrange finance for First NZ's activities in consultation with the Company
  - procure and supervise the acquisition, management (including tenants, accounts and buildings) and eventual sale of the properties owned or to be owned by First NZ
  - operate all bank accounts
  - do or perform such other acts or things which the Company may reasonably request in connection with the investment and administrative management of First NZ and its properties
- a management fee of 9.0% of First NZ's net rental from the properties plus GST
- if First NZ requests FSS to undertake any matters relating to its properties which are outside the specified services, First NZ will pay a time and attendance fee to FSS at a rate of \$120 per hour plus GST.

Prior to entering into the Management Agreement, First NZ was managed by ISL up to 31 December 2020.

### Capital Structure and Shareholders

First NZ currently has 4,065,452 ordinary shares on issue held by 346 shareholders.

The names, number of shares and percentage holding of the 10 largest holders of ordinary shares as at 14 October 2021 are set out below.

First NZ's 10 Largest Holders of Ordinary Shares		
Shareholder	No. of Ordinary Shares Held	%
ISL	280,997	6.91%
A & J Enterprises 2006 Limited (A & J)	217,385	5.35%
Harbour View Investments Limited	147,000	3.62%
Gweneth Sandes	137,037	3.37%
Estate of Brian Smith	110,250	2.71%
John Armour	80,296	1.98%
G Heath Trust	77,175	1.90%
J R & D Bensemann	72,969	1.79%
Catherine Rickards	64,313	1.58%
B K & N R Cameron	63,410	1.56%
Subtotal	1,250,832	30.77%
Others (336 shareholders)	2,814,620	69.23%
Total	4,065,452	100.00%

Source: First NZ

ISL is the former manager of First NZ (up to 31 December 2020). ISL is owned by Michael Millar, Andrea Millar and Grant Uridge. Mr Millar is a former director of First NZ. He resigned from the Board on 12 May 2020. Mr Millar also holds 61,178 shares (1.50%) in his own name.

A & J is owned by Damien Prendergast and Rebecca Prendergast. Mr Prendergast is a director of First NZ.

### 3.6 Barnes Fraud and High Court Proceedings

On or about March 2018, a fraud by (then) director Neil Barnes was discovered within the Company by new director and chief executive officer of ISL Paul Mephan (the **Barnes Fraud**).

The quantum of the Barnes Fraud was determined to be \$966,339. The misappropriated funds related to:

- money owing to the IRD for dividend resident withholding tax (**RWT**) and goods and services tax – \$727,124
- amounts owed for lease incentives, management fee / opex washups, unclaimed distributions and other payments – \$239,215.

Legal action was taken against Mr Barnes and some of his assets were recovered and sold. To date, \$404,295 has been recovered from Mr Barnes.

In 2020 Mr Priscott became involved and threatened a derivative action by the Company if the newly appointed directors (Damien Prendergast, Craig Dennis and John Murray) did not act.

Following a legal review of Mr Priscott's claims, First NZ initiated High Court proceedings in December 2020 against Michael Millar (as first defendant), ISL (as second defendant) and Paul Mephan (as third defendant).

The claims relate to the fraud and undisclosed payments made to ISL for fees paid to ISL on the sale of property owned by First NZ and the management of First NZ's imputation credit account.

The total value of the claims is approximately \$2.4 million plus interest and costs.

The defendants have filed statements of defence denying the claims. In addition, ISL has counterclaimed for losses suffered because of First NZ's alleged repudiation of the ISL management agreement totalling approximately \$115,000 plus interest and costs.

First NZ has filed a defence to the counterclaim denying any repudiation.

The proceedings are at a preliminary stage. Legal action is currently in the discovery phase.

We are advised by the Independent Director that the parties are attempting to settle the matter by way of mediation.

### 3.7 110 Symonds Street, Auckland Legal Claim

In November 2020 the Company (along with Michael Millar and Paul Mephan) were put on notice that the purchaser of 110 Symonds Street, Auckland was going to file a claim relating to a warranty breach by the Company in respect of the aluminum composite panel (**ACP**) cladding that the purchaser said was material to its decision to purchase.

The purchaser alleged that the ACP cladding caused the loss of a tenant and that the cladding will need to be replaced. The claim is that by failing to disclose the existence of a letter from Auckland City Council regarding the ACP cladding, there has been a breach of the warranties in the agreement for the sale and purchase.



We are advised by the Independent Director that the allegations are not accepted by First NZ and any litigation would be defended, both in terms of liability and also the quantum of the claim (and the need to replace the ACP cladding).

The Company's lawyers have discussed the issue with the purchaser and nothing more has been heard. This is despite the purchaser having sent a draft statement of claim to the Company.

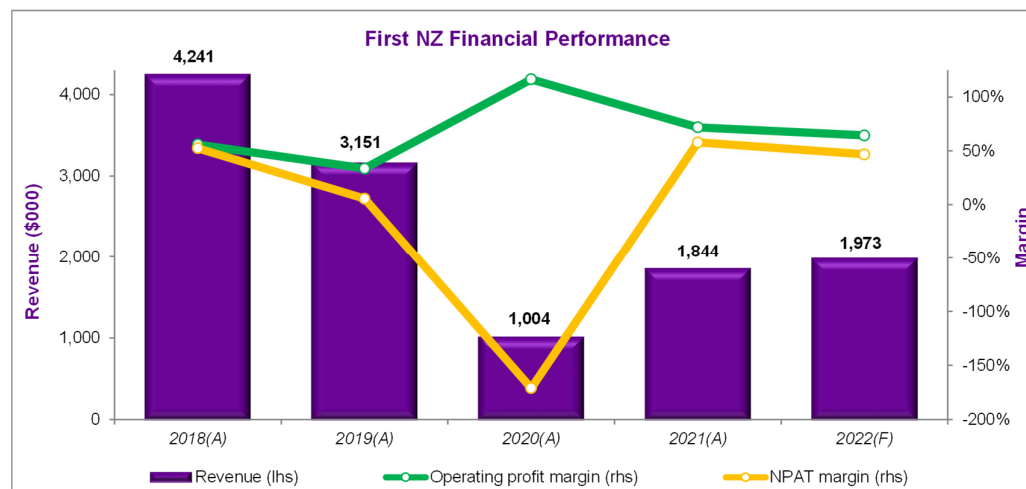
### 3.8 Financial Performance

A summary of First NZ's recent financial performance is set out below.

Summary of First NZ Financial Performance					
	Year to 31 Mar 18 (Audited) \$000	Year to 31 Mar 19 (Audited) \$000	Year to 31 Mar 20 (Audited) \$000	Year to 31 Mar 21 (Audited) \$000	Year to 31 Mar 22 (Forecast) \$000
Income	4,241	3,151	1,004	1,844	1,973
Expenses	(1,867)	(2,090)	167	(518)	(703)
Operating profit	2,374	1,061	1,171	1,326	1,270
Finance costs (net)	(807)	(812)	(138)	6	10
Fair value gain on investment properties	1,100	276	(2,870)	70	-
NPBT	2,667	525	(1,837)	1,402	1,280
Income tax expense	(439)	(346)	(168)	(334)	(355)
Discontinued operations	-	-	288 <sup>1</sup>	-	-
NPAT	2,228	179	(1,717)	1,068	925
EPS	\$0.55	\$0.04	(\$0.42)	\$0.26	\$0.23
DPS	\$0.40	\$0.15	\$0.31	\$0.30	\$0.22

*NPBT: Net profit before tax*  
*NPAT: Net profit after tax*  
*EPS: Earnings per share*  
*DPS: Dividends per share (gross)*  
<sup>1</sup> After tax

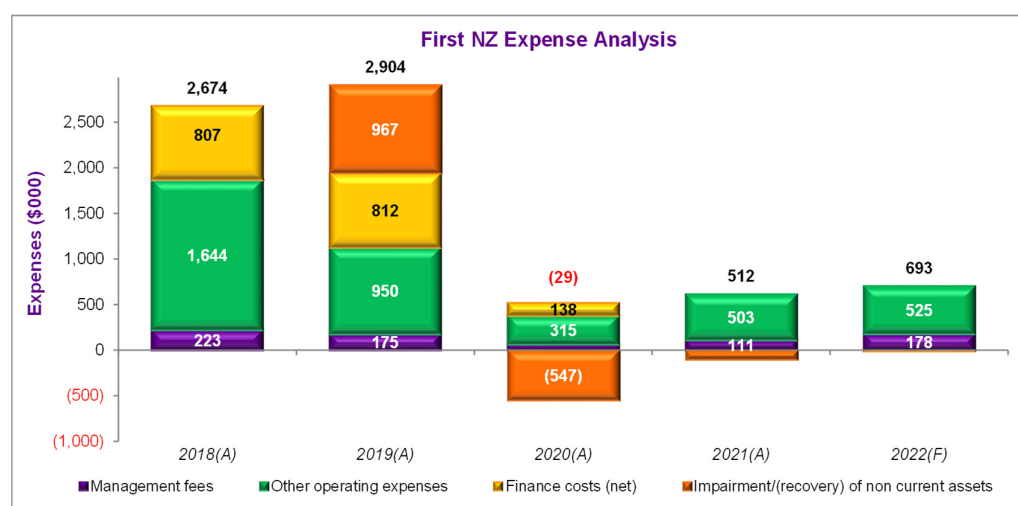
Source: First NZ audited financial statements and 2022 forecast



Income each year consists of rental income, net of lease incentives as well as service charge income recovered from tenants:

- income decreased by \$1.1 million in the 2019 financial year due to lower rental revenue
- income decreased by \$2.1 million in the 2020 financial year due to the sale of 110 Symonds Street, Auckland in September 2019. Discounted operations earnings of \$0.3 million in the 2020 financial year related to the 110 Symonds Street, Auckland property
- income increased by \$0.8 million in the 2021 financial year due to the purchase of 234 Rangitikei Street, Palmerston North in May 2020.

An analysis of First NZ's expenses for the past 4 financial years and its forecast for the 2022 financial year is set out in the following graph.



First NZ's main ongoing operating expenses are finance costs and management fees.

Finance costs were approximately \$0.8 million in the 2018 and 2019 financial years, representing interest costs on the \$18.9 million loan facility provided by ANZ Bank New Zealand Limited (**ANZ**). The loan facility was repaid in September 2019 when 110 Symonds Street, Auckland was sold.

Management fees equate to 6% to 7% of income each year. Up to 31 December 2020, ISL's management fees were calculated based on 6.5% of lease rentals plus a performance fee of 5% of any gain arising from the sale of a property. The FSS management fees commenced on 1 January 2021 and are calculated based on 9.0% of net rental. In addition, FSS can be paid a time and attendance fee for additional services it undertakes at First NZ's request.

Other operating expenses in the 2018 and 2019 financial years included significant levels of repairs and maintenance and rates.

Impairment of non current assets relates to the Barnes Fraud:

- an impairment allowance of \$1.0 million was recorded in 2019
- \$0.3 million was recovered in 2020 from Mr Barnes
- \$0.1 million was recovered in 2021 from Mr Barnes.

Unrealised gains / losses on the property portfolio have been recorded each year:

- 2018 – a \$1.1 million gain
- 2019 – a \$0.3 million gain
- 2020 – a \$2.9 million loss
- 2021 – a \$0.1 million gain.

The forecast for the 2022 financial year is based on First NZ's actual results for the 6 months to 30 September 2021 and its forecast for the 6 months to 31 March 2022.

The key assumptions in the forecast are:

- there are no acquisitions or disposals of properties in the financial year
- rental income is as per the leases
- operating expenses total \$0.7 million for the year. This includes management fees of \$0.18 million, legal fees of \$0.18 million and directors' fees of \$0.07 million
- finance costs are negligible as the Company has no borrowings.

The forecast for the 2022 financial year does not include any unrealised gains on the property portfolio. As set out in section 4.5, the Colliers October Valuations are \$3.08 million higher than the value of the 2 properties as at 31 March 2021.

The Board resolved on 26 October 2021 to pay a fully imputed gross dividend of \$0.12 per share. The net dividend of \$0.08 per share will be paid on 9 November 2021 in cash to all holders of shares who were registered as shareholders as at 5pm on 26 October 2021.

Given that the ex-date of the dividend is 26 October 2021 and the CNP Offer is dated 14 October 2021, the \$0.08 per share net dividend will be deducted from the Offer Price of \$4.50 per share so that the Adjusted Offer Price will be \$4.42 per share.

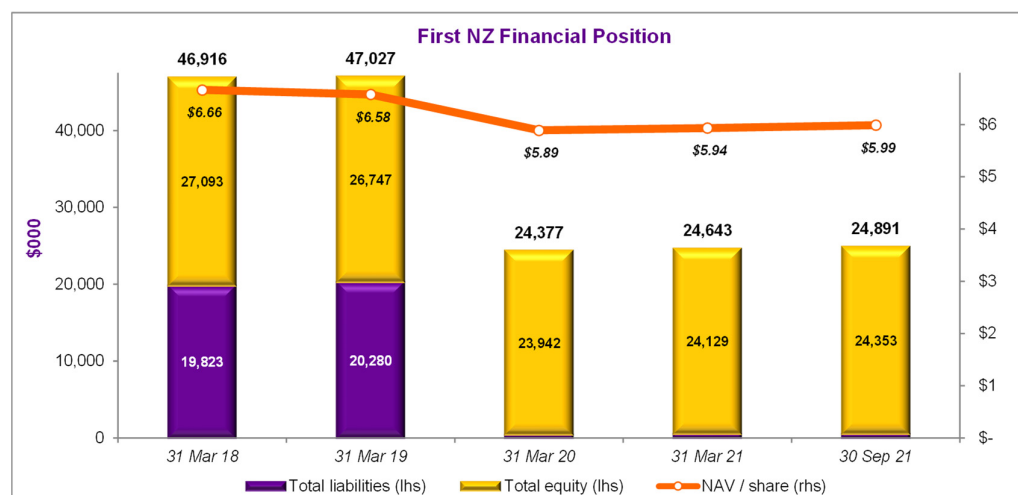
### 3.9 Financial Position

A summary of First NZ's recent financial position is set out below.

Summary of First NZ Financial Position					
	As at 31 Mar 18 (Audited) \$000	As at 31 Mar 19 (Audited) \$000	As at 31 Mar 20 (Audited) \$000	As at 31 Mar 21 (Audited) \$000	As at 30 Sep 21 (Unaudited) \$000
Cash and bank	995	207	2,835	430	671
Trade and other receivables	81	659	202	306	309
Investment property	-	33,943	-	-	-
Term deposit	-	-	12,000	2,502	2,506
Current assets	1,076	34,809	15,037	3,238	3,486
Investment properties	45,840	12,210	9,340	21,330	21,330
Investment in associates	-	-	-	42	42
Other non current assets	-	8	-	33	33
Non current assets	45,840	12,218	9,340	21,405	21,405
Total assets	46,916	47,027	24,377	24,643	24,891
Trade and other payables	(540)	(997)	(51)	(105)	(129)
Loans	(18,899)	-	-	-	-
Current liabilities	(19,439)	(997)	(51)	(105)	(129)
Loans	-	(18,899)	-	-	-
Deferred tax	(384)	(384)	(384)	(409)	(409)
Non current liabilities	(384)	(19,283)	(384)	(409)	(409)
Total liabilities	(19,823)	(20,280)	(435)	(514)	(538)
Net assets	27,093	26,747	23,942	24,129	24,353
NAV	\$6.66	\$6.58	\$5.89	\$5.94	\$5.99

NAV: Net asset value per share

Source: First NZ audited financial statements and 30 September 2021 management accounts



The Company's current assets consist mainly of term deposits with ANZ and cash, along with rent rebates and income tax receivable.

The investment property held for sale of \$33.9 million as at 31 March 2020 represented 110 Symonds Street, Auckland, which was sold for \$34.4 million in September 2019.

First NZ uses Colliers as its independent registered valuer. The audited annual financial statements reflect the independently assessed market values of the property portfolio at the respective dates.

The carrying value of the property portfolio was \$21.33 million as at 31 March 2021 and 30 September 2021. The 30 September 2021 management accounts reflect the 31 March 2021 carrying values of the 2 properties. The Colliers October Valuations assess the value of the 2 properties to be \$24.41 million.

Investment in associates represents First NZ's 45% interest in FSS.

The Company's current liabilities consist of trade and other payables.

Non current liabilities consist of deferred tax, arising primarily from timing differences on the depreciation of the 2 properties.

The \$18.9 million ANZ loan facility was repaid in September 2019.

Total equity of \$24.4 million as at 30 September 2021 consisted of:

- \$4.1 million of issued and paid up capital
- \$20.3 million of retained earnings.

### 3.10 Cash Flows

A summary of First NZ's recent cash flows is set out below.

Summary of First NZ Cash Flows				
	Year to 31 Mar 18 (Audited) \$000	Year to 31 Mar 19 (Audited) \$000	Year to 31 Mar 20 (Audited) \$000	Year to 31 Mar 21 (Audited) \$000
Net cash flow from operating activities	1,164	284	420	847
Net cash from / (used in) investing activities	-	(45)	22,407	(2,467)
Net cash used in financing activities	(1,180)	(1,026)	(20,199)	(785)
Net increase / (decrease) in cash held	(16)	(787)	2,628	(2,405)
Opening cash balance	1,010	994	207	2,835
Closing cash balance	994	207	2,835	430

Source: First NZ audited financial statements

Cash flows in the 2020 financial year included:

- \$34.4 million received from the sale of 110 Symonds Street, Auckland
- \$12.0 million placed on term deposit with ANZ
- \$18.9 million of ANZ borrowings repaid.

Cash flows in the 2021 financial year included:

- \$9.5 million received from the ANZ term deposit
- \$11.9 million spent on the purchase of 234 Rangitikei Street, Palmerston North (including costs) in May 2020.

Other financing activities cash flows have mainly been in respect of dividends paid and associated withholding taxes.

### **3.11 Share Price History**

There is limited liquidity in the Company's shares. They are not quoted on any stock exchange but since July 2021 have been able to be traded on the Syndex online trading platform.

The limited number of shares traded in the past 4 years have been in the price range of \$3.75 (2 trades in 2021) to \$4.70 (a number of trades in 2017 and 2018).

The most recent trade on Syndex was 15,375 shares at \$3.95 on 9 September 2021.

## 4. Valuation of First NZ

### 4.1 Introduction

The CNP Offer is an unsolicited offer for up to 23.37% of the Company's shares. In such circumstances, we are of the view that the appropriate basis upon which to evaluate the fairness of the CNP Offer is to compare the offer price of \$4.50 per share with the full underlying value of First NZ on a standalone basis, pro-rated across all shares.

Such an approach attributes full control value to First NZ under its current strategic and operational initiatives, but excludes the value of any synergies that may accrue to a specific acquirer. The resulting value exceeds the price at which we would expect minority interests in First NZ to trade in the absence of the CNP Offer.

This approach is in line with one of the Code's core foundations that all shareholders be treated equally and is consistent with Rule 57(4) of the Code (which deals with specific circumstances when an expert determination is required in respect of compulsory acquisition), which seeks to avoid issues of premia or discounts for minority shareholdings.

### 4.2 Standard of Value

We have assessed the fair market value of 100% of the shares in First NZ.

Fair market value is defined as the price that a willing but not anxious buyer, with access to all relevant information and acting on an arm's length basis, would be prepared to pay to a willing but not anxious seller in an open, unrestricted and stable market.

### 4.3 Basis of Valuation

In general terms it is recognised that the value of a share represents the present value of the net cash flows expected therefrom. Cash flows can be in the form of either dividends and share sale proceeds or a residual sum derived from the liquidation of the business.

There are a number of methodologies used in valuing shares and businesses. The most commonly applied methodologies include:

- discounted cash flow (**DCF**)
- capitalisation of earnings
- net assets or estimated proceeds from an orderly realisation of assets.

Each of these valuation methodologies is applicable in different circumstances. The appropriate methodology is determined by a number of factors including the future prospects of the business, the stage of development of the business and the valuation practice or benchmark usually adopted by purchasers of the type of business involved.

The DCF method is the fundamental valuation approach used to assess the present value of future cash flows, recognising the time value of money and risk. The value of an investment is equal to the value of future free cash flows (**FCF**) arising from the investment, discounted at the investor's required rate of return.

The capitalisation of earnings method is an adaptation of the DCF method. It requires an assessment of the maintainable earnings of the business and a selection of a capitalisation rate (or earnings multiple) appropriate to that particular business for the purpose of capitalising the earnings figure.

An assets based methodology is often used in circumstances where the assets of a company have a market value independent of the profitability of the company that owns them. A valuation based on an orderly realisation of assets is normally restricted to instances where the investor holds sufficient control to effect a sale of the assets and / or there is some indication that an orderly realisation is contemplated.

#### 4.4 Valuation Approach

Our preferred valuation approach is the DCF method. However, in the absence of robust long term financial forecasts that have been approved by the Board, it is not possible to undertake a meaningful DCF analysis of First NZ.

We have therefore assessed the value of First NZ using the following valuation methodologies:

- sum of the parts (**SOTP**)
- net realisable value (**NRV**)
- capitalisation of dividends.

We have assessed the reasonableness of the valuation outcomes by comparing the implied valuation multiples with the observed multiples for comparable companies.

#### 4.5 SOTP Valuation Assessment

##### *Methodology*

The SOTP approach assumes that First NZ can and will continue as a going concern. It involves assessing:

- the current market value of all of First NZ's assets
- the current market value of all of First NZ's liabilities (both on and off balance sheet)
- the net present value (**NPV**) of all of First NZ's obligations not reflected in the liabilities (eg its ongoing management costs and the costs associated with the CNP Offer).

The SOTP approach is an adaption of the DCF approach. It is premised on the basis that:

- the current market values of First NZ's assets are the NPV of the assets' FCF
- the current market values of First NZ's liabilities are the NPV of the FCF associated with those liabilities and obligations.



We have assessed the underlying value of First NZ's shares by aggregating the values of the Company's component assets and liabilities as follows:

- investment properties based upon the Colliers October Valuations
- the value of First NZ's other assets and liabilities has been based upon our estimates of their realisable values
- the fully imputed gross dividend of \$0.12 per share (\$0.08 per share net dividend and \$0.006 per share RWT) payable on 9 November 2021 is taken into account
- First NZ's maintainable ongoing level of corporate overheads has been capitalised at an appropriate multiple to arrive at the NPV for the head office function
- the Company's costs associated with the CNP Offer have been deducted.

### Property Portfolio

We have adopted the Colliers October Valuations as the basis for assessing the value of the property portfolio. The Colliers October Valuations total \$24.41 million and are summarised below.

15 Sheffield Street, Christchurch	
Valuation date	26 Oct 2021
Valuation	\$9,660,000
Basis of valuation	Market value subject to existing tenancies and occupational rights
Assessment approach	Discounted cash flow Capitalisation approach
Vacancy rate	4.9%
Weighted average lease duration	3.07 years
Rental value / m <sup>2</sup>	\$942
Capitalisation rate	7.5%
Discount rate	8.75%
Terminal yield	8.0%
Net market rent	\$1,002,757
Net passing rent	\$1,051,279
Source: Colliers October Valuation	

As stated in section 3.2, seismic repairs are required for the property to bring the building up to 67% NBS. The Colliers October Valuation of \$9.66 million is on an "as is" basis. Colliers assesses the value of the property assuming 67% NBS at \$13.45 million. Deductions are made from this value for \$2.08 million of strengthening costs and a 15% allowance (\$1.71 million) for the property not having earthquake insurance cover.

234 Rangitikei Street, Palmerston North	
Valuation date	13 Oct 2021
Valuation	\$14,750,000
Basis of valuation	Market value subject to existing tenancies and occupational rights
Assessment approach	Discounted cash flow Capitalisation approach
Vacancy rate	Nil
Weighted average lease duration	5.19 years
Rental value / m <sup>2</sup>	\$3,613
Capitalisation rate	5.75%
Discount rate	7.0%
Terminal yield	6.0%
Net market rent	\$820,820
Net passing rent	\$856,724
<i>Source: Colliers October Valuation</i>	

We have reviewed the Colliers October Valuations and are of the view that the valuation approaches applied by Colliers are appropriate and that Colliers' valuation assessments totalling \$24.41 million are reasonable.

The Colliers October Valuations are \$3.08 million higher than the value of the 2 properties as at 31 March 2021.

### **Other Assets and Liabilities**

We have adopted the carrying values for the Company's other assets and liabilities as at 30 September 2021, other than in respect of the deferred tax liability.

Our SOTP valuation is predicated on the basis that First NZ continues as a going concern and that the current property portfolio is retained (effectively into perpetuity). In such circumstances, the deferred tax liability (arising from the recovery of depreciation claimed for tax purposes) will never crystallise. Therefore this liability is ignored for valuation purposes.

### **High Court Proceedings**

As set out in section 3.6, First NZ has initiated High Court proceedings against Michael Millar, Paul Mephan and ISL (alleging fraud and undisclosed payments). The total value of the claims is approximately \$2.4 million plus interest and costs.

ISL has counterclaimed for losses suffered because of First NZ's alleged repudiation of the ISL management agreement, claiming approximately \$115,000 plus interest and costs.

The defendants have denied the claims and First NZ has denied the counterclaim.

We are advised by the Independent Director that the parties are attempting to settle the matter by way of mediation.

Given the uncertainty at the date of this report as to the likely outcome of a High Court hearing on the claims and the counterclaim or mediation on the matter, we have ascribed no value (either positive or negative) to the High Court proceedings.

### ***110 Symonds Street, Auckland Legal Claim***

As set out in section 3.7, the purchaser of 110 Symonds Street, Auckland has alleged a warranty breach by the Company in respect of the property's ACP cladding that the purchaser said was material to its decision to purchase.

We are advised by the Independent Director that the allegations are not accepted by First NZ and any litigation would be defended, both in terms of liability and also the quantum of the claim (and the need to replace the ACP cladding).

Given the uncertainty at the date of this report as to the likely outcome of any claim against First NZ, we have ascribed no negative value to the matter.

### ***November 2021 Dividend***

The Board resolved on 26 October 2021 to pay a fully imputed gross dividend of \$0.12 per share. The total net dividend payment plus associated RWT amounts to \$0.351 million. The net dividend of \$0.08 per share will be paid to shareholders on 9 November 2021.

### ***Corporate Overheads***

As set out in section 3.8, First NZ's corporate overheads (excluding the Barnes Fraud related costs and recoveries and finance costs) have ranged between approximately \$0.4 million and \$1.9 million over the past 4 financial years and are forecast to be approximately \$0.7 million in the 2022 financial year (including approximately \$0.2 million of legal fees).

We have taken the forecast 2022 corporate overheads, adjusted for a normalised level of legal fees and repairs and maintenance, to best represent First NZ's level of future maintainable corporate overheads. This equates to \$0.4 million.

We have capitalised the maintainable corporate overheads at a pre tax multiple of 7.0x to 8.0x (based on our assessment of the Company's cost of capital) to derive the NPV of capitalised corporate overheads in the range of approximately \$2.8 million to \$3.2 million.

### ***Cost of the CNP Offer***

We are advised by First NZ that the costs associated with responding to the CNP Offer will likely be in the range of \$65,000 to \$75,000. These costs cover legal advice, the costs associated with this report, property valuation costs and Board costs.

## Valuation Assessment

Based on the above, we assess the value of First NZ's shares to be in the range of \$5.96 to \$6.06 per share (ex-div) as at the present date using the SOTP approach.

SOTP Valuation Assessment				
	As at 30 Sep 21 (Unaudited) \$000	Basis	Low \$000	High \$000
Cash	671	1	671	671
Term deposit	2,506	1	2,506	2,506
Receivables	342	1	342	342
Properties	21,330	2	24,410	24,410
Investment in FSS	42	1	42	42
Creditors and accruals	(129)	1	(129)	(129)
Deferred tax	(409)	3	-	-
Net assets	<u>24,353</u>		<u>27,842</u>	<u>27,842</u>
High Court proceedings			-	-
110 Symonds Street legal claim			-	-
9 November 2021 dividend			(351)	(351)
Capitalised corporate costs			(3,200)	(2,800)
CNP Offer costs			(75)	(65)
Value of 100% of shares (ex-div)			<u>24,216</u>	<u>24,626</u>
No. of shares (000)			4,065	4,065
Value per share (ex-div)			<u>\$5.96</u>	<u>\$6.06</u>

1 30 September 2021 management accounts  
 2 Colliers October Valuations  
 3 Deferred tax liability is assumed not to crystallise

## 4.6 NRV Valuation Assessment

### Methodology

The NRV approach derives a value for the shares by assessing the residual cash distribution that would be made to shareholders after:

- selling all of First NZ's assets in a timely manner
- repaying all liabilities, including tax liabilities that may arise from the sale of assets
- allowing for costs involved in liquidating the Company.

We have assessed the NRV of First NZ based upon an orderly sale of the Company's assets over the next 6 to 12 months, allowing for the costs required to realise the assets and wind-up the Company.

In applying the NRV valuation approach, we note that we are not aware of any intention on the Board's part to sell all or any of the Company's assets or to liquidate First NZ. Accordingly, our NRV valuation assessment must be viewed as hypothetical only.

### ***Property Portfolio***

We have assessed the NRV of the property portfolio based on the Colliers October Valuations.

In our view, the 2 properties would be relatively easy to sell within (say) 2 to 4 months in the current commercial property market. We have assessed the NRV of the 2 properties based on the Colliers October Valuations less an allowance of 2% for selling costs (marketing and agent's commission).

This equates to an NRV of approximately \$23.9 million for the 2 properties.

### ***Other Assets and Liabilities***

We have adopted the carrying values for the Company's other assets and liabilities as at 30 September 2021.

Based on the assessed NRV of the 2 properties, we assess the tax payable by First NZ upon the sale of the 2 properties to be approximately \$0.4 million, being 28% corporate tax on approximately \$1.5 million of depreciation recovered.

### ***High Court Proceedings***

Given the uncertainty at the date of this report as to the likely outcome of a High Court hearing on the claims by First NZ against Mr Millar, Mr Mephan and ISL and the counterclaim by ISL against the Company or mediation on the matter, we have ascribed no value (either positive or negative) to the High Court proceedings.

### ***110 Symonds Street Legal Claim***

Given the uncertainty at the date of this report as to the likely outcome of any claim against First NZ, we have ascribed no negative value to the matter.

### ***November 2021 Dividend***

The Board resolved on 26 October 2021 to pay a fully imputed gross dividend of \$0.12 per share. The total net dividend payment plus associated RWT amounts to \$0.351 million. The net dividend of \$0.08 per share will be paid to shareholders on 9 November 2021.

### ***Cost of the CNP Offer***

We are advised by First NZ that the costs associated with responding to the CNP Offer will likely be in the range of \$65,000 to \$75,000.

### ***Liquidation Costs***

We estimate the costs associated with liquidating First NZ would be in the range of \$145,000 to \$160,000. These costs cover Company administrative costs, legal costs and accounting costs.

## Valuation Assessment

Based on the above, we assess the value of First NZ's shares to be in the range of \$6.48 to \$6.49 per share (ex-div) as at the present date using the NRV approach.

NRV Valuation Assessment				
	As at 30 Sep 21 (Unaudited) \$000	Basis	Low \$000	High \$000
Cash	671	1	671	671
Term deposit	2,506	1	2,506	2,506
Receivables	342	1	342	342
Properties	21,330	2	23,922	23,922
Investment in FSS	42	1	42	42
Creditors and accruals	(129)	1	(129)	(129)
Deferred tax	(409)	3	(409)	(409)
Net assets	<u>24,353</u>		<u>26,945</u>	<u>26,945</u>
High Court proceedings			-	-
110 Symonds Street legal claim			-	-
9 November 2021 dividend			(351)	(351)
CNP Offer costs			(75)	(65)
Liquidation costs			(160)	(145)
Value of 100% of shares (ex-div)			<u>26,359</u>	<u>26,384</u>
No. of shares (000)			4,065	4,065
Value per share (ex-div)			<u>\$6.48</u>	<u>\$6.49</u>

*1 30 September 2021 management accounts*  
*2 Colliers October Valuations less 2% selling costs*  
*3 Based on assessed tax liability*

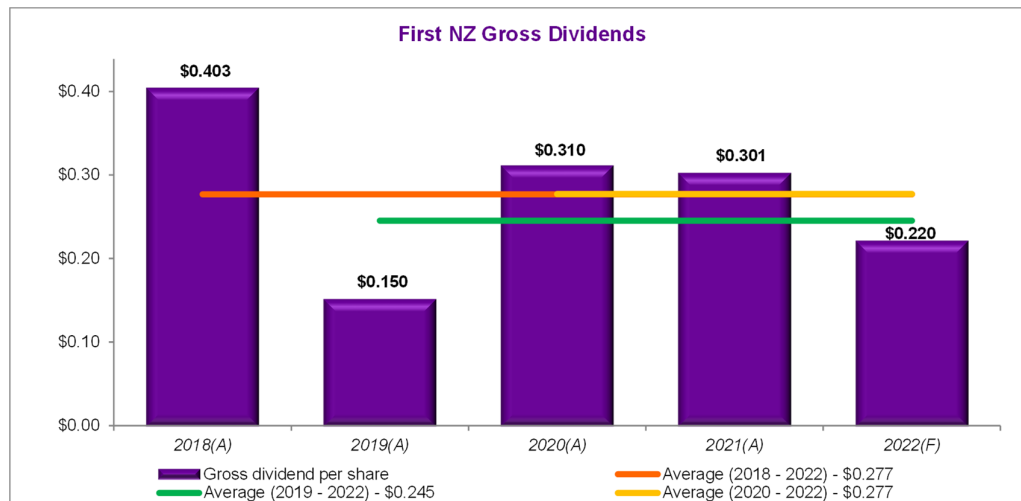
## 4.7 Capitalisation of Dividends Valuation Assessment

### Methodology

The capitalisation of dividends approach requires an assessment of the maintainable dividends of the business and a selection of a capitalisation rate (dividend yield) appropriate to that particular business for the purpose of capitalising the dividend.

### Maintainable Gross Dividends

First NZ has paid gross dividends in the past 4 years ranging from \$0.15 per share in the 2019 financial year to \$0.403 per share in the 2018 financial year. The Company will pay a gross dividend of \$0.12 per share on 9 November 2021. This is in addition to the gross dividend of \$0.10 per share paid on 11 May 2021.



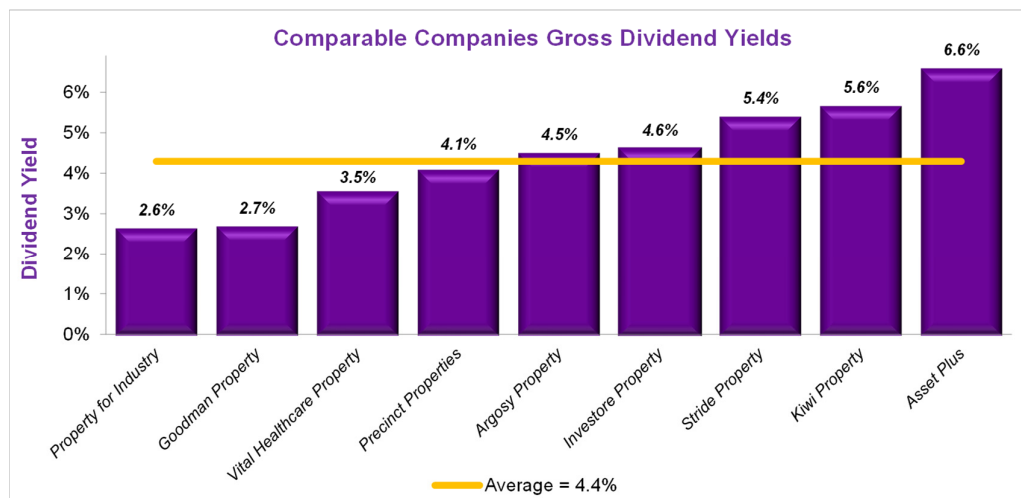
The average gross dividend paid:

- over the 2018 to 2022 financial years equates to \$0.277 per share
- over the 2021 and 2022 financial years equates to \$0.261 per share.

We assess First NZ's maintainable gross dividend to be in the range of \$0.261 per share (based on the average of 2018 to 2022 gross dividends) to \$0.277 per share (based on the average of 2018 to 2022 gross dividends).

### Gross Dividend Yield

Set out at Appendix I is an analysis of historic gross dividend yields for 10 property investment companies listed on the NZX Main Board.



Source: NZX Company Research, data as at 8 November 2021

The gross dividend yields range from 2.6% to 6.6% at an average of 4.4% and a median of 4.5%.

We have applied the average observed dividend yield of 4.4% for the valuation of First NZ.

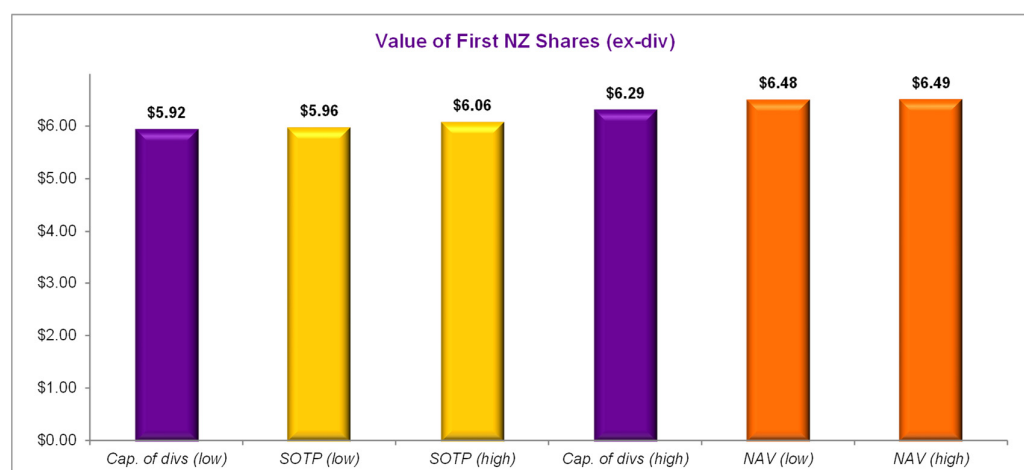
## Valuation Assessment

Based on the above, we assess the value of First NZ's shares to be in the range of \$5.92 to \$6.29 per share as at the present date using the capitalisation of dividends approach.

Capitalisation of Dividends Valuation Assessment		
	Low \$	High \$
Maintainable gross dividend per share	0.261	0.277
Gross dividend yield	4.4%	4.4%
Value per share	<u>5.92</u>	<u>6.29</u>

### 4.8 Value of First NZ Shares

We assess the fair market value of First NZ's shares to be in the range of \$5.92 to \$6.49 per share (ex-div) as at the present date under the 3 valuation approaches.



### 4.9 Implied Valuation Multiples

The assessed value range of \$5.92 to \$6.49 per share (ex-div) implies price earnings (PE) and NAV multiples as set out below. The PE multiples are based on First NZ's actual results for the 2021 financial year and its forecast for the 2022 financial year. The NAV multiples are based on First NZ's NAV as at 30 September 2021, adjusted for the Colliers October Valuations and the 9 November 2021 dividend.

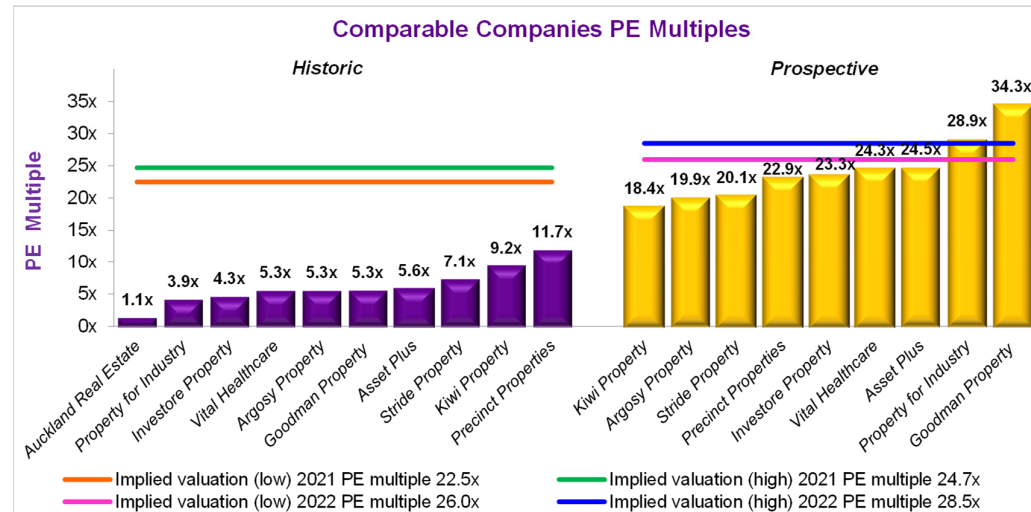
Implied Valuation Multiples				
	31 March 2021 (Actual)		31 March 2022 (Forecast)	
	Low	High	Low	High
Value per share (ex-div)	\$5.92	\$6.49	\$5.92	\$6.49
PE multiple	22.5x	24.7x	26.0x	28.5x
NAV multiple	0.9x	1.0x	0.9x	1.0x

In the absence of publicly available data in respect of recent transactions involving companies that are truly comparable with First NZ, we have compared the implied valuation multiples with observed multiples for comparable listed New Zealand companies. However, this analysis can only provide an indication of reasonableness as the companies listed on the NZX Main Board are not directly comparable with First NZ due to their size and / or the diversity of their operations.



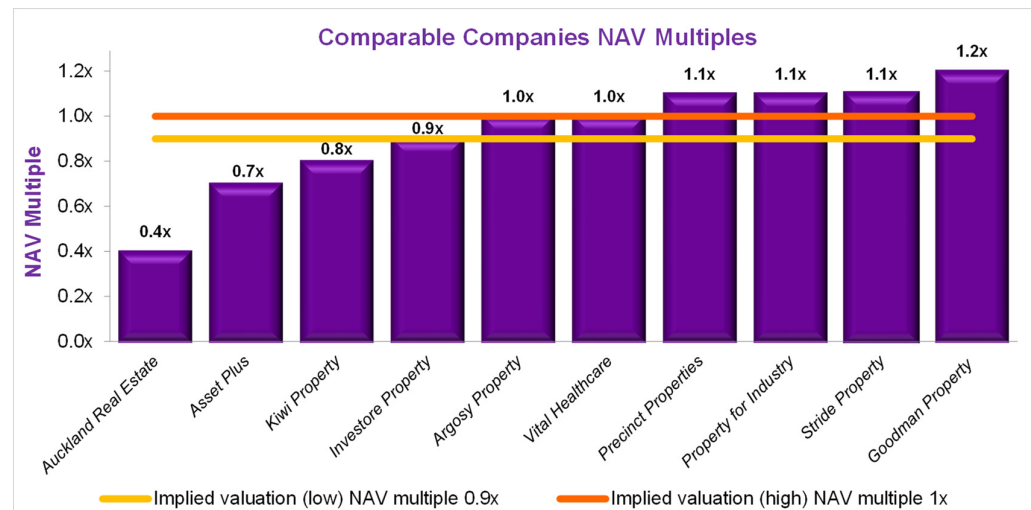
Set out at Appendix I is an analysis of historic and prospective PE multiples and historic NAV multiples for 10 property investment companies listed on the NZX Main Board. The companies are considerably larger than First NZ and have more diverse operations.

The observed PE and NAV multiples are based on trading prices for minority parcels and as such do not include any premium for control.



Source: S&P Capital IQ, data as at 8 November 2021

The historic PE multiples range from 1.1x to 11.7x at an average of 5.9x and a median of 5.3x. The prospective PE multiples range from 18.4x to 34.3x at an average of 24.1x and a median of 23.3x. The prospective PE multiples do not reflect any unrealised gains on property portfolios.



Source: S&P Capital IQ, data as at 8 November 2021

The historic NAV multiples range from 0.4x to 1.2x at an average of 0.9x and a median of 1.0x.

Given the comparative size of First NZ to the comparable companies and the lack of liquidity in its shares, we consider the implied valuation multiples to be reasonable.

#### **4.10 Conclusion**

We assess the fair market value of 100% of the shares in First NZ to be in the range of \$5.92 to \$6.49 per share (ex-div) as at the present date.

The valuation represents the full underlying standalone value of First NZ based on its current strategic and operational initiatives. The value range exceeds the prices at which we would expect minority interests in First NZ to trade, if an active market existed for the shares, at the present time in the absence of a change of control transaction.

## **5. Sources of Information, Reliance on Information, Disclaimer and Indemnity**

### **5.1 Sources of Information**

The statements and opinions expressed in this report are based on the following main sources of information:

- the CNP Offer dated 14 October 2021
- the Management Agreement
- the First NZ board minutes and resolutions from January 2014 to November 2016
- the First NZ annual reports for the years ended 31 March, 2018 to 2021
- the First NZ management accounts for the 6 months ended 30 September 2021
- the First NZ budget for the year ended 31 March 2022
- the First NZ forecast for the year ended 31 March 2022
- the Colliers valuations as at 31 March 2021 and the valuation updates as at 13 and 26 October 2021
- share price data and shareholder data from First NZ
- the First NZ prospectus dated 5 October 1995
- comparable company data from S&P Capital IQ and NZX Company Research
- publicly available information regarding the New Zealand property industry.

During the course of preparing this report, we have had discussions with and / or received information from the Independent Director and the Manager.

The Independent Director has confirmed that we have been provided for the purpose of this Fairness Opinion with all information relevant to the CNP Offer that is known to him and that all the factual information provided by Company contained in this report is true and accurate in all material aspects and is not misleading by reason of omission or otherwise.

Including this confirmation, we have obtained all the information that we believe is necessary for the purpose of preparing this Fairness Opinion.

In our opinion, the information set out in this Fairness Opinion is sufficient to enable the Independent Director and the Company's shareholders to understand all the relevant factors and to make an informed decision in respect of the CNP Offer.

## 5.2 Reliance on Information

In preparing this report we have relied upon and assumed, without independent verification, the accuracy and completeness of all information that was available from public sources and all information that was furnished to us by First NZ and its advisers.

We have evaluated that information through analysis, enquiry and examination for the purposes of preparing this report but we have not verified the accuracy or completeness of any such information or conducted an appraisal of any assets. We have not carried out any form of due diligence or audit on the accounting or other records of First NZ. We do not warrant that our enquiries would reveal any matter which an audit, due diligence review or extensive examination might disclose.

## 5.3 Disclaimer

We have prepared this report with care and diligence and the statements in the report are given in good faith and in the belief, on reasonable grounds, that such statements are not false or misleading. However, in no way do we guarantee or otherwise warrant that any forecasts of future profits, cash flows or financial position of First NZ will be achieved. Forecasts are inherently uncertain. They are predictions of future events that cannot be assured. They are based upon assumptions, many of which are beyond the control of First NZ and its directors and management. Actual results will vary from the forecasts and these variations may be significantly more or less favourable.

We assume no responsibility arising in any way whatsoever for errors or omissions (including responsibility to any person for negligence) for the preparation of the report to the extent that such errors or omissions result from our reasonable reliance on information provided by others or assumptions disclosed in the report or assumptions reasonably taken as implicit.

Our evaluation has been arrived at based on economic, exchange rate, market and other conditions prevailing at the date of this report. Such conditions may change significantly over relatively short periods of time. We have no obligation or undertaking to advise any person of any change in circumstances which comes to our attention after the date of this report or to review, revise or update this report.

## 5.4 Indemnity

First NZ has agreed that, to the extent permitted by law, it will indemnify Simmons Corporate Finance and its directors and employees in respect of any liability suffered or incurred as a result of or in connection with the preparation of this report. This indemnity does not apply in respect of any negligence, wilful misconduct or breach of law. First NZ has also agreed to indemnify Simmons Corporate Finance and its directors and employees for time incurred and any costs in relation to any inquiry or proceeding initiated by any person. Where Simmons Corporate Finance or its directors and employees are found liable for or guilty of negligence, wilful misconduct or breach of law, Simmons Corporate Finance shall reimburse such costs.

## **6. Qualifications and Expertise, Independence, Declarations and Consents**

### **6.1 Qualifications and Expertise**

Simmons Corporate Finance is a New Zealand owned specialist corporate finance advisory practice. It advises on mergers and acquisitions, prepares independent expert's reports and provides valuation advice.

The person in the company responsible for issuing this report is Peter Simmons, B.Com, DipBus (Finance), INFINTZ (Cert).

Simmons Corporate Finance and Mr Simmons have significant experience in the independent investigation of transactions and issuing opinions on the merits and fairness of the terms and financial conditions of the transactions.

### **6.2 Independence**

Simmons Corporate Finance does not have at the date of this report, and has not had, any shareholding in or other relationship with First NZ, FSS, CNP or Mr Priscott or any conflicts of interest that could affect our ability to provide an unbiased opinion in relation to the CNP Offer.

Simmons Corporate Finance has not had any part in the formulation of the CNP Offer or any aspects thereof. Our sole involvement has been the preparation of this report.

Simmons Corporate Finance will receive a fixed fee for the preparation of this report. This fee is not contingent on the conclusions of this report or the outcome of the CNP Offer. We will receive no other benefit from the preparation of this report.

### **6.3 Declarations**

An advance draft of this report was provided to the Independent Director for his comments as to factual accuracy of the contents of the report. Changes made to the report as a result of the circulation of the draft have not changed the methodology or our conclusions.

Our terms of reference for this engagement did not contain any term which materially restricted the scope of the report.

### **6.4 Consents**

We consent to the issuing of this report in the form and context in which it is to be sent to First NZ's shareholders. Neither the whole nor any part of this report, nor any reference thereto may be included in any other document without our prior written consent as to the form and context in which it appears.



Peter Simmons  
Director

**Simmons Corporate Finance Limited**  
9 November 2021

## Appendix I

### Comparable Companies Trading Multiples

Trading Multiples					
Company	Market Capitalisation (\$m)	PE Multiple		NAV Multiple	Gross Dividend Yield
		Historic	Prospective		
Argosy Property	1,288	5.3x	19.9x	1.0x	4.5%
Asset Plus	120	5.6x	24.5x	0.7x	6.6%
Auckland RET	63	1.1x	n/a	0.4x	n/m
Goodman Property	3,388	5.3x	34.3x	1.2x	2.7%
Investore Property	699	4.3x	23.3x	0.9x	4.6%
Kiwi Property	1,806	9.2x	18.4x	0.8x	5.6%
Precinct Properties	2,521	11.7x	22.9x	1.1x	4.1%
Property for Industry	1,455	3.9x	28.9x	1.1x	2.6%
Stride Property	1,103	7.1x	20.1x	1.1x	5.4%
Vital Healthcare	1,668	5.3x	24.3x	1.0x	3.5%
Minimum	63	1.1x	18.4x	0.4x	2.6%
Average	1,411	5.9x	24.1x	0.9x	4.4%
Median	1,372	5.3x	23.3x	1.0x	4.5%
Maximum	3,388	11.7x	34.3x	1.2x	6.6%

n/m: Not meaningful  
n/a: Not available

Source: NZX Company Research and S&P Capital IQ, data as at 8 November 2021

#### Argosy Property Limited

Argosy Property Limited's portfolio currently consists of 55 properties comprising industrial, office and retail properties. The company's properties are primarily located in Auckland and Wellington. The firm was formerly known as ING Property Trust and Argosy Property Trust. Argosy Property Limited is based in Auckland.

#### Asset Plus Limited

Asset Plus Limited invests in retail, commercial and industrial properties located throughout New Zealand. Its portfolio currently consists of 5 properties. The properties are managed by Centuria NZ, which is based in Auckland. The company was formerly known as The National Property Trust and NPT Limited. Asset Plus Limited was founded in 1994.

#### Auckland Real Estate Trust

Auckland Real Estate Trust invests in commercial real estate. Its property portfolio consists of 7 Auckland CBD properties and one in Chicago, USA. Auckland Real Estate Trust was formerly called Quattro Plus Real Estate and is based in Sydney, Australia.

#### Goodman Property Trust

Goodman Property Trust is a real estate investment trust externally managed by Goodman (NZ) Limited. Its portfolio consists of industrial property and business space. Goodman Property Trust was founded in April 1999 and is based in Auckland.

### ***Investore Property Limited***

Investore Property Limited owns a portfolio of over 40 large format retail properties that operate in the supermarket, building materials / hardware and general merchandise categories. The company was founded in 2015 and is based in Auckland.

### ***Kiwi Property Group Limited***

Kiwi Property Group Limited is one of New Zealand's largest listed diversified property companies, investing in mixed-use, retail and office space. The company was formerly known as Kiwi Income Property Trust. Kiwi Property Group Limited was formed in 1992 and is based in Auckland.

### ***Precinct Properties New Zealand Limited***

Precinct Properties New Zealand Limited specialises in the investment and operation of commercial premium office properties and is one of the largest owners of premium inner-city business space in Auckland and Wellington.

### ***Property for Industry Limited***

Property For Industry Limited invests in industrial properties located across New Zealand. It currently has a portfolio of 96 properties. Property For Industry Limited was founded in 1994 and is based in Auckland.

### ***Stride Property Group***

Stride Property Group is an NZX listed stapled group comprising Stride Property Limited and Stride Investment Management Limited. Stride Property Limited is a real estate investment firm specialising in co-investments and investments in office, retail and industrial real estate properties. Stride Investment Management Limited is a specialist real estate investment manager. Stride Property Group is based in Auckland.

### ***Vital Healthcare Property Trust***

Vital Healthcare Property Trust specialises in investments in healthcare properties in New Zealand and Australia. It undertakes acquisition or development of medical or healthcare-related properties such as surgical and medical facilities, geriatric and continuing care facilities primary healthcare facilities and health support facilities. It was formerly known as ING Medical Properties Trust and Calan Healthcare Properties Trust.